



2020年法說會

Nov. 10, 2020

# 產品類別

家用音訊系統



個人音訊系統



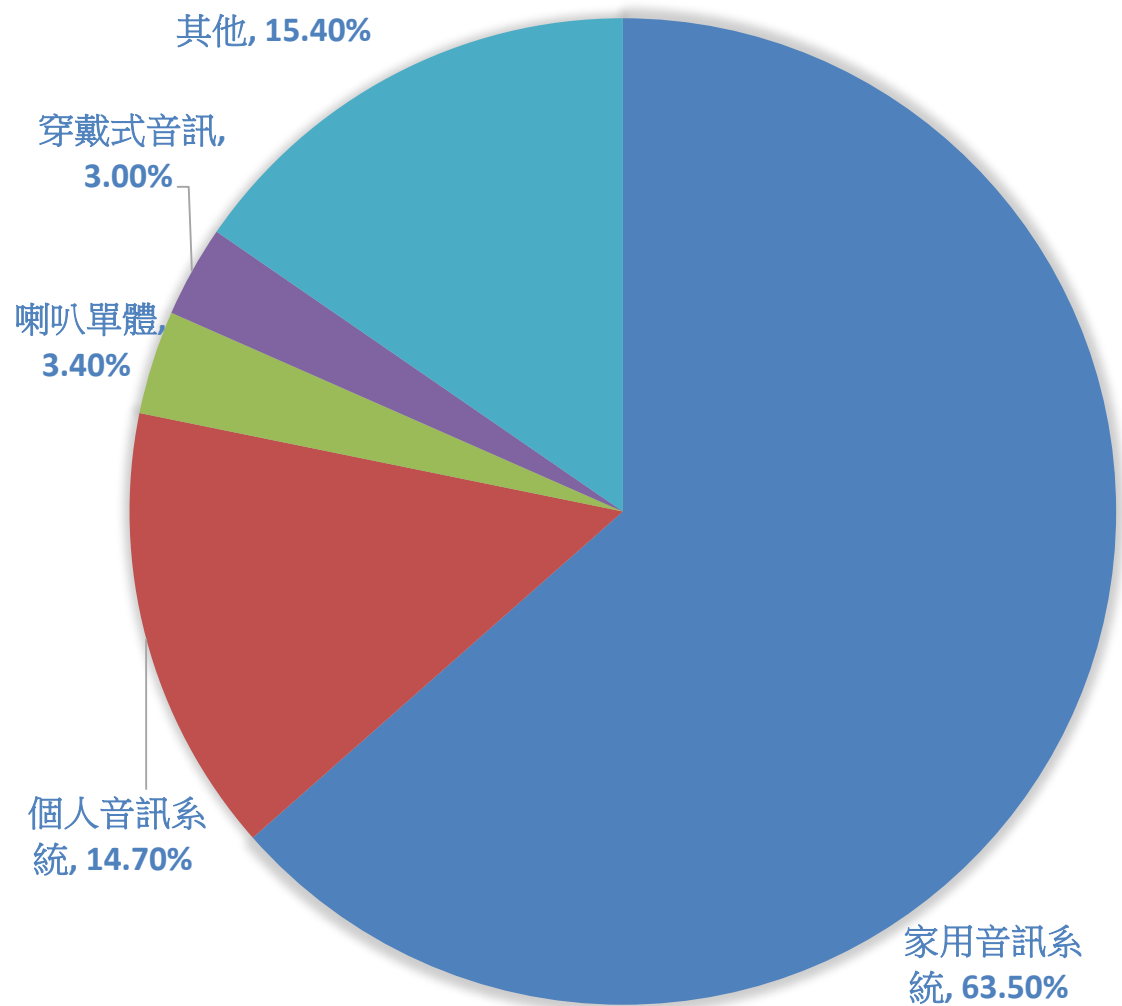
喇叭單體



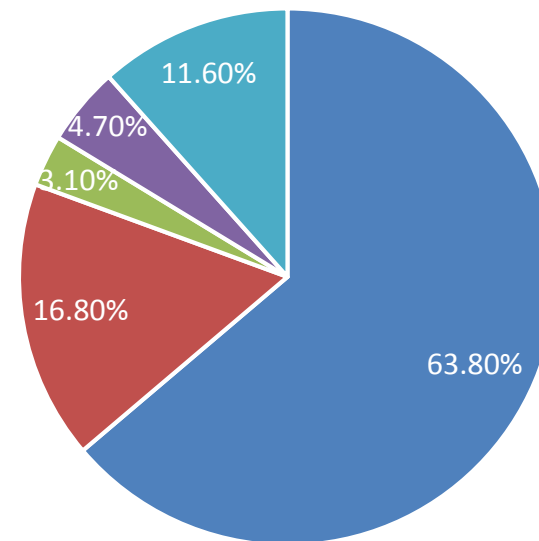
穿戴式音訊



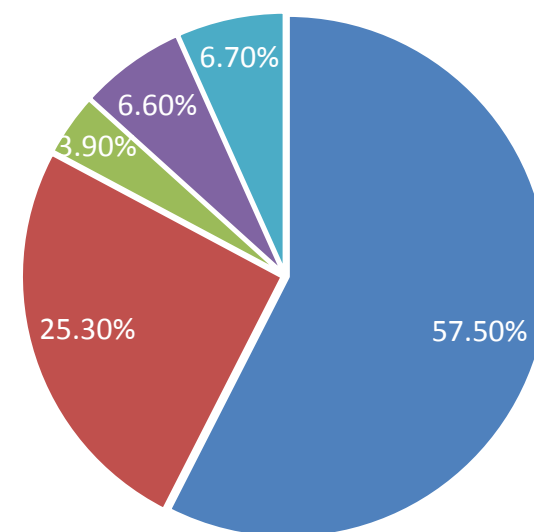
# Q3-2020產品營收分佈



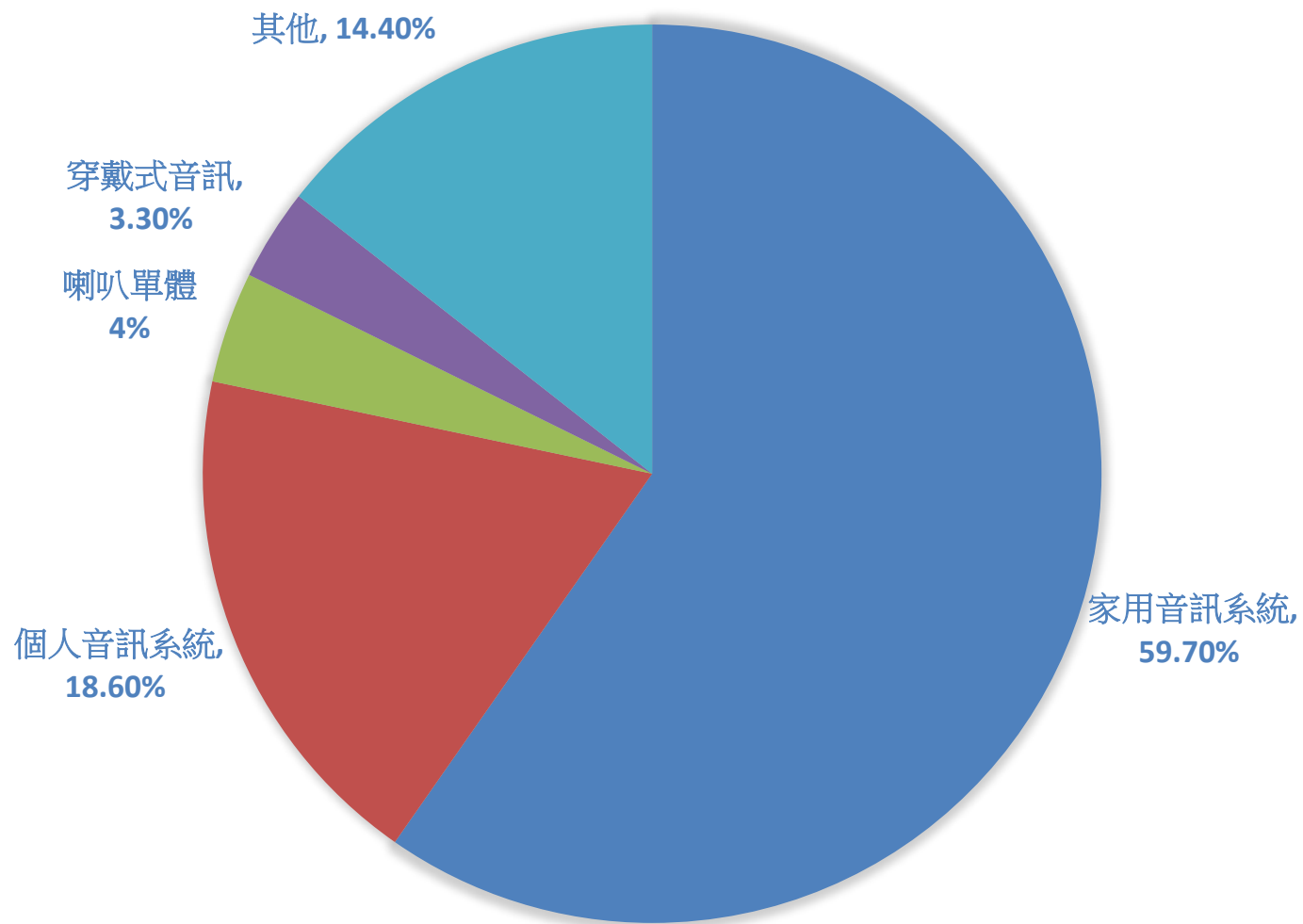
## Q3-2019



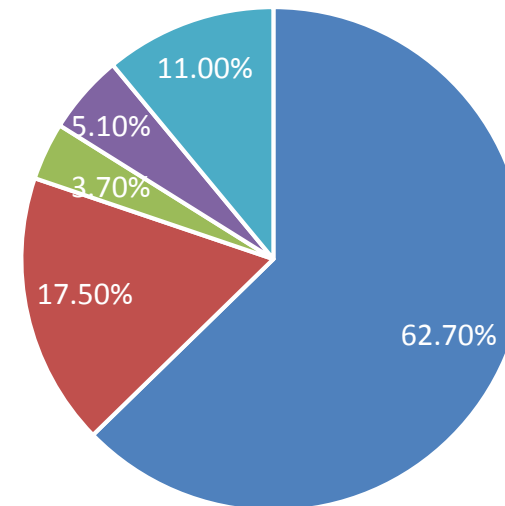
## Q3-2018



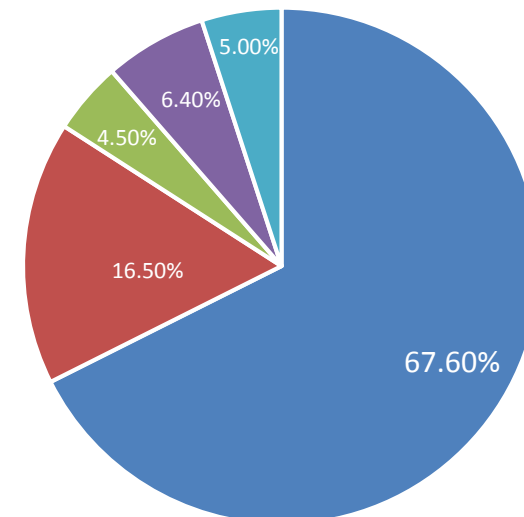
~Q3YTD '20產品營收分佈



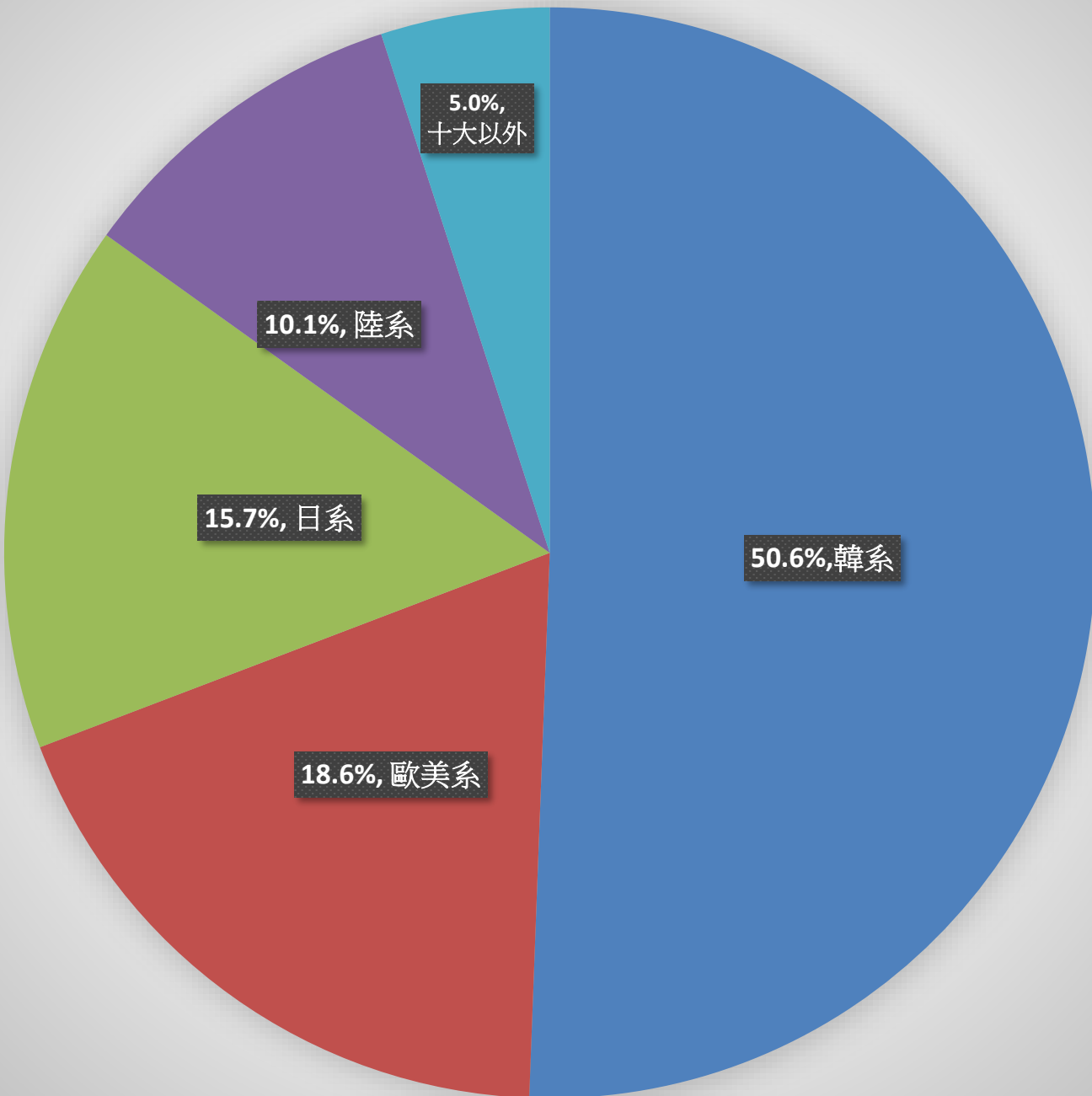
~Q3YTD '19



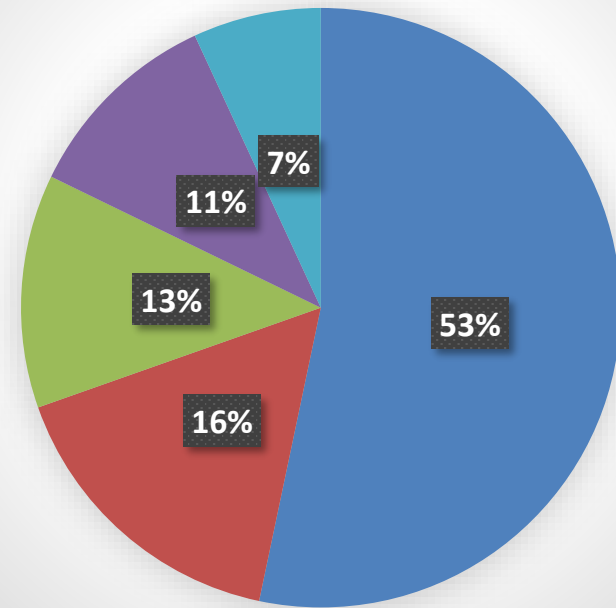
~Q3YTD '18



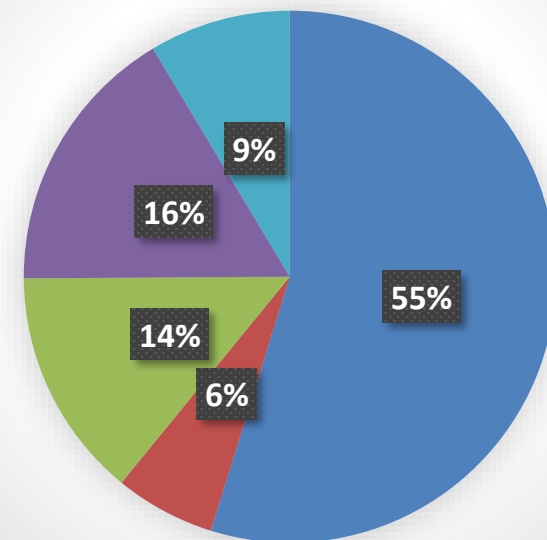
~Q3 YTD '20客戶別營收佔比



~Q3 YTD '19



~Q3 YTD '18



# 損益表

單位：新台幣仟元；%

項目 \ 期間	2020 年第三季		2019年第三季		2018 年第三季	
營業收入	3,255,473	100.0%	3,489,052	100.0%	2,896,085	100.0%
營業毛利	254,940	7.8%	544,346	15.6%	439,794	15.2%
營業費用	248,118	7.6%	347,474	10.0%	226,659	7.9%
營業淨利	6,822	0.2%	196,872	5.6%	213,135	7.4%
營業外收入(支)	(37,067)	-1.1%	60,978	1.7%	44,943	1.6%
稅前(損失)純益	(30,245)	-0.9%	257,850	7.3%	258,078	8.9%
稅務(利益)費用	663	0.0%	40,322	1.2%	41,421	1.4%
稅後淨(損)利	(30,908)	-0.9%	217,528	6.1%	216,657	7.5%
基本每股稅後(虧損)盈餘(元)	(0.51)		3.56		3.54	

## 損益表

單位：新台幣仟元；%

項目 \ 期間	2020 年前三季		2019年前三季		2018 年前三季	
營業收入	6,309,822	100.0%	8,179,631	100.0%	6,854,234	100.0%
營業毛利	406,380	6.4%	1,197,834	14.6%	818,001	11.9%
營業費用	772,512	12.2%	828,177	10.1%	644,893	9.4%
營業淨(損)利	(366,132)	-5.8%	369,657	4.5%	173,108	2.5%
營業外收入(支)	(26,003)	-0.4%	42,530	0.5%	34,769	0.5%
稅前(損失)純益	(392,135)	-6.2%	412,187	5.0%	207,877	3.0%
稅務(利益)費用	(9,559)	-0.2%	73,780	0.9%	76,441	1.1%
稅後淨(損)利	(382,576)	-6.0%	338,407	4.1%	131,436	1.9%
基本每股稅後(虧損)盈餘(元)	(6.27)		5.54		2.15	

今年的影響

COVID-19



**EASTTECH**